

dales manor business park

UNIT N ■ SOUTH CAMBRIDGE ■ CB22 3TJ



TRISTAN
CAPITAL PARTNERS

CANMOOR

Newly
Refurbished




High Tech Light Industrial Unit
16,511 Sq Ft (1,533.87 Sq M)

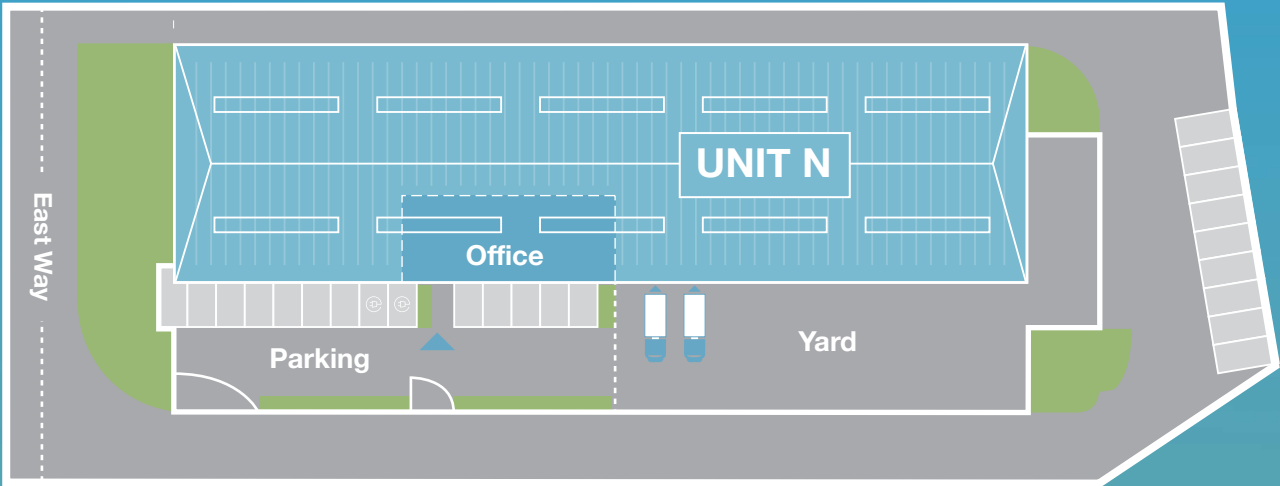
Discover the Future of Innovation at Dales Manor Business Park

The unit has completed a comprehensive refurbishment to a high-quality specification that meets the demands of modern business.


Unit N is situated in the same ownership as the nearby Accelerator Park and directly adjacent to the new South Cambridge Science Centre. This is a dynamic hub for R&D, life sciences and production. This prime location boasts a vibrant blend of both global brands and local technology-based companies. The park has been designed to foster collaboration among like-minded businesses and individuals. Presently, our local occupiers include:





Specification





UNIT N	SQ FT (GIA)	SQ M (GIA)
GF & Warehouse	15,298	1,421.18
FF Office	1,213	112.69
TOTAL	16,511	1,533.87


- 


6.4 METRE EAVES
- 


23 CAR PARKING SPACES
- 


EPC B(26)
- 


NEW LED LIGHTING IN OFFICE
- 


250 KVA POWER SUPPLY
- 

PRIVATE SECURE YARD
- 

REFURBISHED GROUND & FIRST FLOOR OFFICES
- 

NEW ELECTRIC PANEL HEATERS
- 


TWO NEW LEVEL ACCESS LOADING DOORS
- 

EV CHARGERS
- 

SECURE CYCLE STORAGE

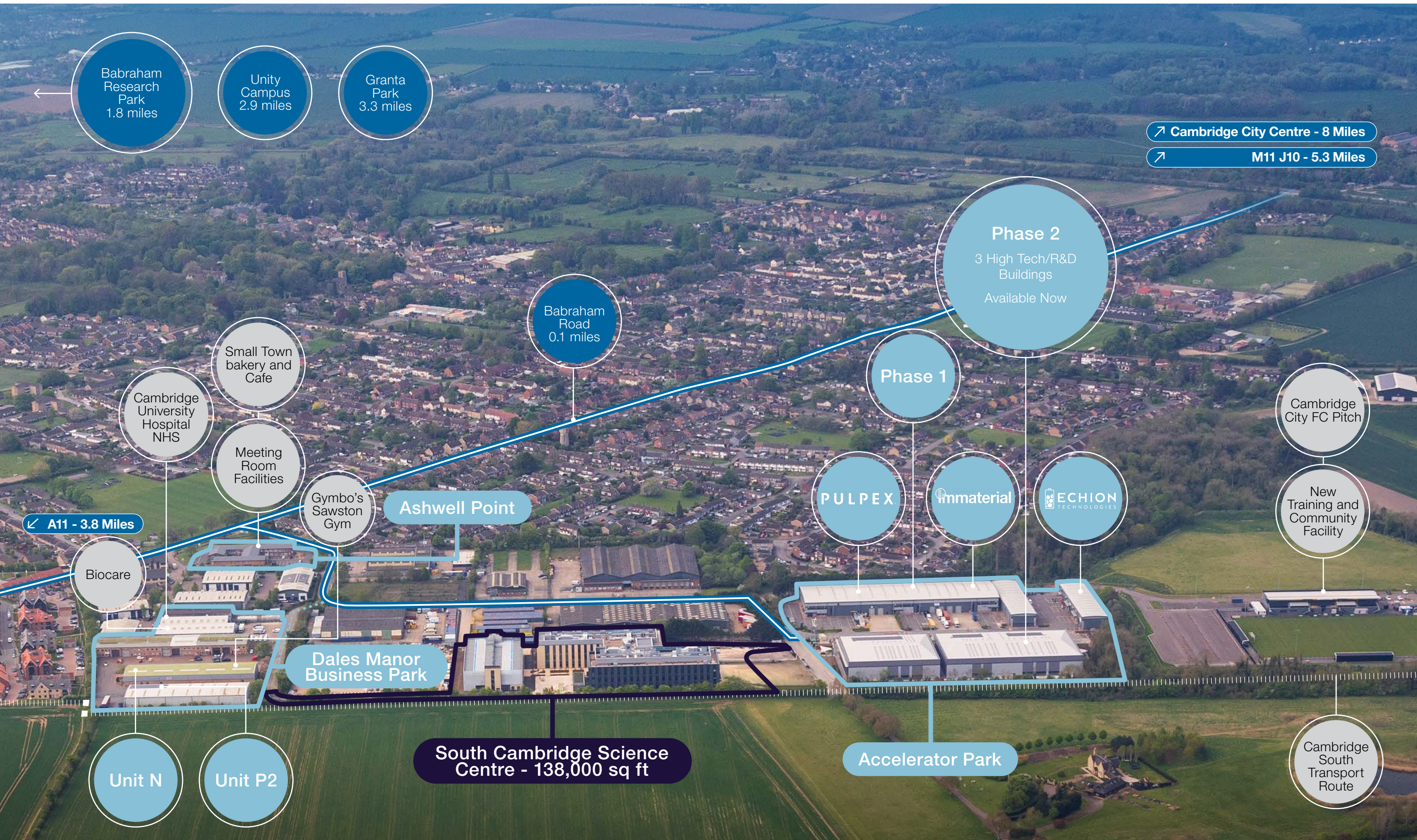
dales manor business park

UNIT N ■ SOUTH CAMBRIDGE ■ CB22 3TJ



dales manor business park

UNIT N ■ SOUTH CAMBRIDGE ■ CB22 3TJ



Surrounded By Excellence

Dales Manor Business Park, just 7 miles south of Cambridge city center in Sawston, benefits from excellent road connections via the A505, providing access to major routes like the M11, A11, A1(M), and A14. Nearby, Great Shelford and Whittlesford Parkway villages offer convenient mainline rail connections to Cambridge/London Liverpool Street line. Frequent services from Cambridge City railway station connect to London's Kings Cross Station.



ROAD	MILES
A11	3.8
M11 J10	5.3
A1(M)	8
Cambridge	3,655
Stevenage	29.5
Central London	57

RAIL	MINS (From Cambridge)
Great Shelford	5
Cambridge North	8
Royston	20
Stevenage	41
Kings Cross	48

AIR	MILES
Cambridge	9.9
Stansted	23.6
Luton	38.8
London City	50.7
Heathrow	70.1

Joint agents:



Max Bryan
max.bryan@bidwells.co.uk
07793 808 114

Walter Scott
walter.scott@bidwells.co.uk
07918 081 533



Jamie Green
jamie.green@dtre.com
07776 161 534

Sam Cooper
sam.cooper@dtre.com
07880 585 950